



RoadLazer™ RoadPak™ System

Modular Road Striping System



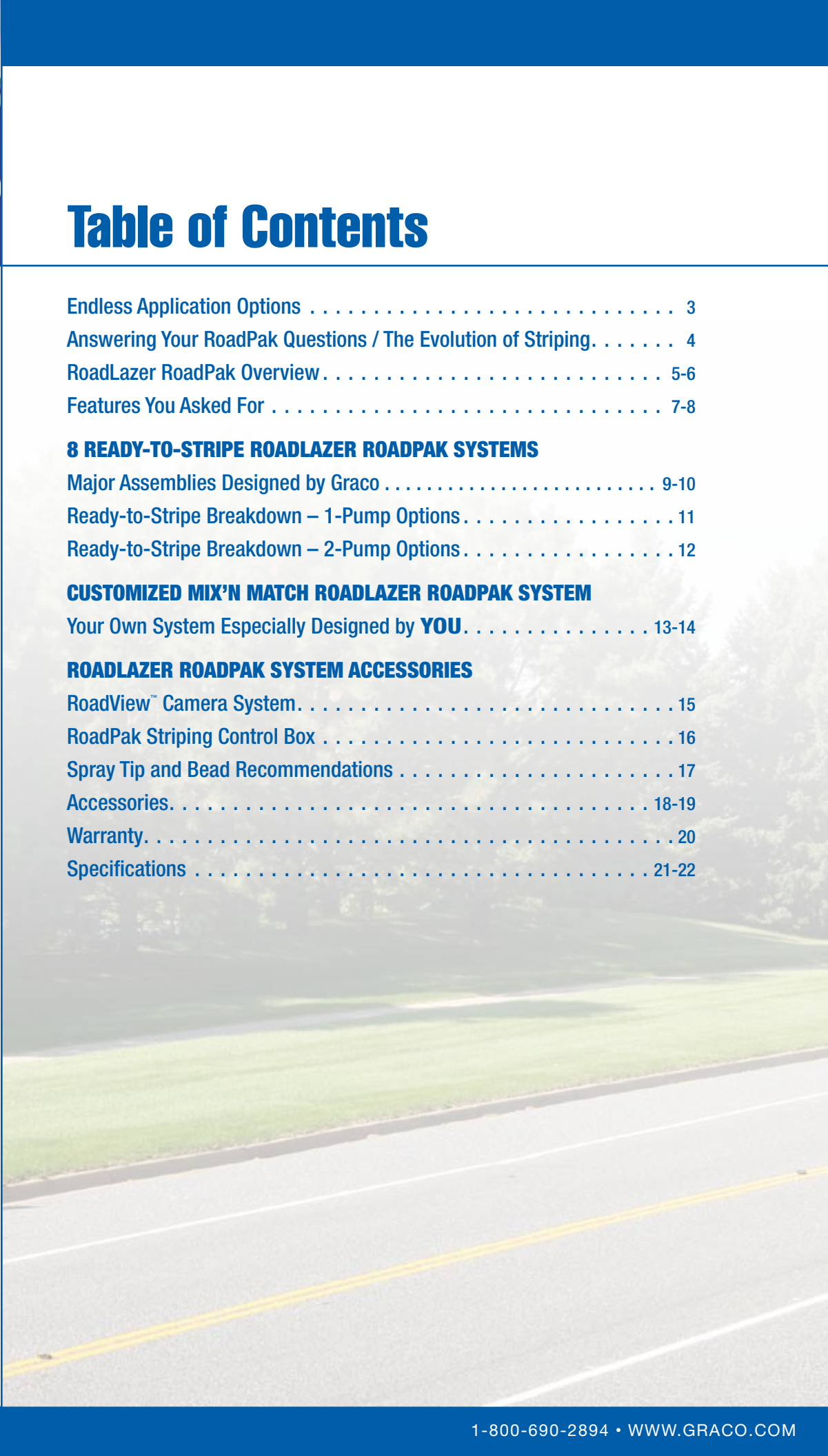
YOU DESIGN IT.
DECIDE.

PROVEN QUALITY. LEADING TECHNOLOGY.



Table of Contents

Endless Application Options	3
Answering Your RoadPak Questions / The Evolution of Striping.	4
RoadLazer RoadPak Overview	5-6
Features You Asked For	7-8
8 READY-TO-STRIPE ROADLAZER ROADPAK SYSTEMS	
Major Assemblies Designed by Graco	9-10
Ready-to-Stripe Breakdown – 1-Pump Options	11
Ready-to-Stripe Breakdown – 2-Pump Options	12
CUSTOMIZED MIX'N MATCH ROADLAZER ROADPAK SYSTEM	
Your Own System Especially Designed by YOU	13-14
ROADLAZER ROADPAK SYSTEM ACCESSORIES	
RoadView™ Camera System.	15
RoadPak Striping Control Box	16
Spray Tip and Bead Recommendations	17
Accessories.	18-19
Warranty.	20
Specifications	21-22



Smartphone QR Code Reader Required
or Visit: m.graco.com/roadpak



TOTAL jobsolutions For All Your Striping Applications



Welcome to a whole new world of Road Striping Solutions.

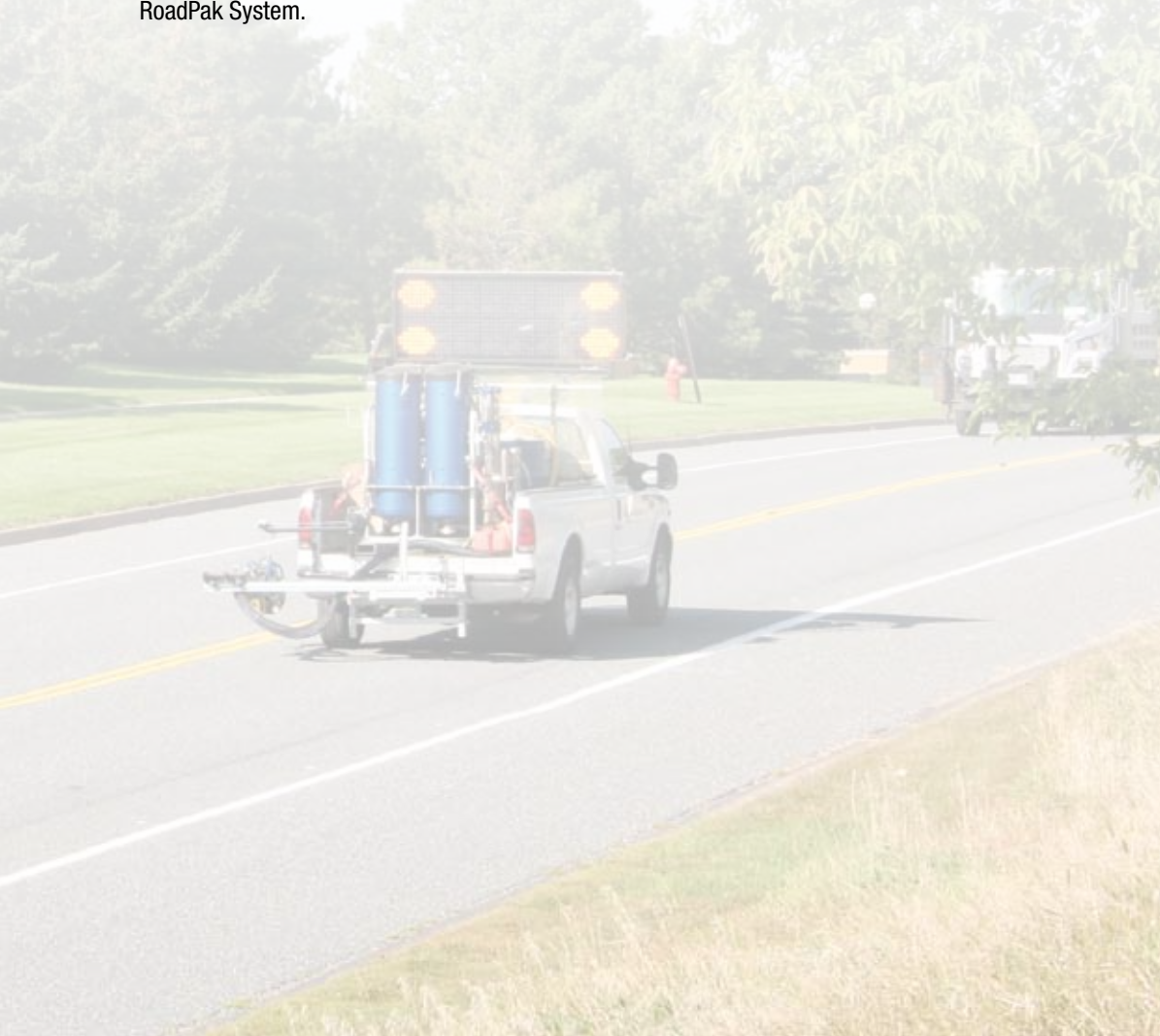
Back in 1995, we revolutionized the small to medium road striping market with a compact, highly productive RoadLazer Tow Behind System. We made it simple for a city to consider adding one of these units to “paint the town” instead of relying on poorer performing air spray systems that had to be hired out. Now, with the all new RoadLazer RoadPak System, we’ve done it again. We made it as easy to use as our industry-leading LineLazer® striping systems and modular to boot!

The new RoadLazer RoadPak System proves once again that Graco is the most innovative, professional striping solution for roads – *period*.

With the RoadLazer RoadPak System you can now tackle all the tough jobs you’ve wanted to do with this more compact, simpler and highly productive road striping system.

At Graco, we are confident that you will be pleased with our professional line of high quality road striping solutions. We’ve been doing this for over 15 years now and you’ll certainly see how much we’ve listened to you. When you see what you can now do with the RoadLazer RoadPak System, you will be able to see how it will help grow your business.

This informational guide is designed to answer many of your questions about the RoadLazer RoadPak System.



Endless Application Options

AIRPORTS



Airports offer professional striping contractors endless opportunities to add on to their existing striping jobs. Wider lines means more paint, and that is money in the bank!

LONG LINES



The RoadPak System's high productivity means that you can now stripe with high production speeds normally only found on Long Line trucks. With the optional RoadView Camera System, and the simple Pointer Guide System, straight, long lines are easy to put down and repeat.

PARKING LOTS



Parking lots used to only be reserved for walk behind units. Now with the larger "mega" malls the norm, you can knock these out faster and more efficiently with the RoadPak System.

INTERSECTIONS



From crosswalks to arrows there are gallons and gallons of ways to earn more money with the RoadPak System.

PRE-MARKING

Whether it's pre-marking for inlay, tape or above ground reflective markers, the RoadPak System is the simple solution. With the easy to use menu on the new Striping Control Box you'll have a safe and efficient manner in doing this layout.

HIGHWAY RAMP



A wide range of wider (more paint needed) striping opportunities can be found with highway entrance and exit ramps. Since this type of work is best suited for a smaller (non-Long Line truck) you've got the ideal solution with the RoadPak System.

EDGE LINES



Road edges are never straight but that's no problem for the RoadPak System. With this compact striper you'll see for yourself how easy it is to tackle these jobs. Add the RoadView Camera and there won't be much you can't do!

CONSTRUCTION ZONES



Temporary construction zones offer additional incremental striping opportunities. The RoadPak System's smaller size allows it to quickly put down stripes insuring a safe construction zone.

CURVES



Curve striping issues are a thing of the past with the RoadPak System. By having the striping guns mounted closer to the rear axle of the vehicle, it assures a more normal striping flow for the operator without having to worry about over steering.

Answering Your RoadPak System Questions

Q What *exactly* is the RoadLazer RoadPak System?

A The RoadPak System is a high production “modular” striping system that comes in 8 Ready-to-Stripe Systems. You can design your own custom striping system that ideally fits your unique striping needs.

You Decide!

This new “Modular” striping system allows you to either simply hook up an exclusive “Single Hitch” 1 or 2-Pump Striping System or, better yet, simply install an exclusive “Slide-In” 1 or 2-Pump Striping System.

Q How long will it take to install one of these RoadPak Systems on my vehicle of choice?

A Installation of the RoadPak System will depend on the number of options you choose, but plan for 1 to 3 hours depending on your final choice of systems. You’ll find that installing the RoadPak System is easy and simple to understand due to the “Plug and Play” compatibility of the modular choices available.

Q What type of Connection Systems are available?

A With the RoadPak System you’ll now for the first time be given the choice of a Single Hitch Connection (2 in) System or a very versatile Slide-in Connection System that allows many different types of vehicles to be connected without any special (high cost) hitches or specialty connectors.

Q Can I still get the RoadLazer “Tow Behind” System?

A Yes, the industry leading RoadLazer Tow Behind System will continue to be available due to the continued demand for this proven performer.

Q Does the RoadPak System offer a Camera System for striping?

A Yes, a new RoadView Camera System will be optional for the RoadPak Striping System. It will now allow a single operator to stripe and re-stripe without the need for an additional person on board. You’ll love the view!

Q How do I decide which RoadLazer System is right for me?

A Just contact one of our approved Graco Distributors to discuss your specific striping needs. We’ll make sure the choices you make are right for you and your ability to do the type of jobs you need – everyday.

Q How does the Graco Mix’n Match Custom Design System work?

A You simply go through the easy-to-use selections for the RoadPak System and place your order. Your custom selections are modular “plug and play” that will allow fast and simple installation. No one makes it easier!



The Evolution of Striping



STRIPING SYSTEMS



RoadLazer RoadPak System Overview



RoadView Camera System

Single person striping? Yes, it can be done now with the optional RoadView Camera. You'll see for yourself how easy it is to stripe from inside your vehicle.



Double Acting Paint Guns

New double acting paint guns assure you of having crisp starts and stops and for making sure that when doing double lines you're able to start ideally in sync. Makes for excellent lines – *every time!*



With its modular design and unlimited vehicle use potential, the Graco RoadLazer RoadPak System is designed to make what once was too hard to do (stripe roads) or too costly to do (buy a Long Line truck) now as easy to use as a walk behind striper. See for yourself some of the game changing features you'll be getting on your RoadPak System – only from Graco.



Bead Tank Kit

With 450 lb of bead capacity you'll need fewer stops to refill. A proven design means you'll seldom have to worry about on-road repairs or plugged up bead guns.



1 or 2-Pump RoadPak System

Ultimate flexibility for those needing only 1 color or striping contractors who are growing into 2-color applications where it's simple and easy to switch between yellow and white stripes with a twist of a lever.



Hydraulic Motor

The heart of the RoadPak System is a proven performer. Its non-stall design provides the peace of mind you can only get from Graco designed products.



Displacement Pump

The true champion of the RoadPak System. Our displacement pumps have delivered some of the best results in pumping striping paint for over 20 years.



Gun Bar Lift Winch Kit (Optional)

We've made it easy to move from one location to another from the safety of your cab with our heavy-duty winch kit.



Slide-In or Single Hitch System

Best of both worlds now is yours with the choice of either a Slide-In (flat bed truck, utility vehicle, etc.) or a new Single Hitch System (pickup truck with 2 in receiver).



Adjustable Gun Arm Beam

Now you can optimize the gun bar arm length for any size vehicle you choose to use with the RoadPak System.



Double Acting Bead Guns

New double acting bead guns assure you in having no issues in fully covering the paint line with beads and making sure the start and stop are exactly where you want them.



Adjustable Bead Deflector

New optional finger-adjustable bead deflectors allows you to dial in your bead pattern to the exact width needed for the job, saving you money by not over pouring the line with beads.



RoadLazer RoadPak Technology— Features You Asked For

Heavy-Duty RPS 2900 Hydraulic System

The heart of the RoadPak System is a proven performer built off our highly reliable GH833 then optimized for road striping. Its no-stall design provides the peace of mind you can only get from Graco designed products. With maximum pressure of 2900 psi, you'll see the difference this workhorse hydraulic system delivers in superior line quality.

Displacement Pump System

Our displacement pumps have delivered some of the best results in pumping striping paint for over 20 years. With maximum spray tip support at 2000 psi, our pumps will spray the toughest traffic paints you'll ever need to use. They don't quit so you don't have to either. What does this mean? More time striping and earning money! With the new prime valve you can now recirculate paint to the container keeping it mixed and ready to go.



2-Pump RoadPak

Heavy-Duty Modular Frame System

We've made it easy to use our RoadPak System with the introduction of our heavy-duty modular frame. Its small size allows it to fit most anywhere you need it to – from the back of a pickup truck, the bed of a utility vehicle or a flat bed truck – this frame is built to last. It's also simple to add all the options you need to this frame as it's designed to allow multiple accessories to be easily added in minutes, optimizing your striping system.



Heavy-Duty Compressor

New 100 psi at 13.1 cfm means you now have all the air you need to make sure that your guns (paint and bead) are going to turn on and off to assure you the best possible starts and stops for your paint lines. Plus, you get a 2.2 gallon Accumulation Tank for your air accessories, such as the hand bead gun.



Optional Dual Tank

Bead Tank System

New larger capacity (450 lb) tanks allow you to go longer without having to refill. These bead tanks are ASME-rated and can drop at a rate of 8-10 lb per gallon. With a large 16 in fill spout opening, they are simple and easy to load. Clear bead hose reduces heat and allows user to see bead flow.



Double Acting Paint Spray Gun

New double acting paint guns assure you of having crisp starts and stops and for making sure that when doing double lines, you're able to start and stop them ideally in sync.

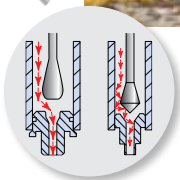


Double Acting Bead Guns

New double acting bead guns assure you of having no issues fully covering the paint line with beads and making sure the start and stop are exactly where you want them. With 0-40 lb per minute, you're assured of excellent dispensing capability.

Kohler® Power


18 hp Kohler engine supplies the needed power for making sure you have a proven, reliable engine for your striping needs. With over 15 years of proven experience on the RoadLazer, we're confident Kohler will continue to deliver exceptional performance for years to come.



Graco offers a tear-drop needle design so beads flow smoothly around the needle surface, limiting turbulence (bead chatter) within the gun for extended life.

Simple Guide System

Simple is the key word when describing this guide system. Provides peace of mind with a visual reminder on the front of your striping vehicle to give you an additional way to match up your road lines.



Single Hitch Mounting Frame

New Single Hitch Mounting Frame allows you use your existing vehicle with little or no modifications to carry your gun bar arm with the RoadPak System. If you've got a 2 in receiver, you're on your way to striping the big jobs.



Slide-In Mounting Frame

New Slide-in Hitch Mounting Frame allows many different vehicles to perform your road striping jobs. From a pickup truck, utility vehicle to a flat bed truck this new slide-in mounting system will allow you a world of flexibility.



8 Ready-to-Stripe RoadLazer RoadPak Systems

YOU DESIGN IT. DECIDE.


Now you can decide what fits your specific striping needs with the 8 Ready-to-Stripe Systems from Graco. These striping systems are ready to stripe – all they need is your vehicle!

Simply decide if your current striping needs mean you'll be doing mostly one color striping (1-Pump Systems) or if you are anticipating the need for both white and yellow dual color striping (2-Pump Systems).

No matter what you decide, you can be assured the 8 Ready-to-Stripe Systems shown here will fit your specific striping needs.



RoadPak System READY-TO-STRIPE STRIPING SYSTEMS



	1-Pump RoadPak System Part # 24G624 A	2-Pump RoadPak System Part # 24G625 B	Single Hitch Mounting Frame Part # 24G626 C	Slide-in Mounting Frame Part # 24G627 D	1-Pump RoadPak Gun Arm Part # 24G628 E
RPS Option 1 1-Pump, Single Hitch Mount Part # 24G677	●		●		●
RPS Option 2 1-Pump, Single Hitch, Camera Part # 24G679	●		●		●
RPS Option 3 1 Pump, Slide-in Mount Part # 24G681	●			●	●
RPS Option 4 1-Pump, Slide-in Mount, Camera Part # 24G683	●			●	●
RPS Option 5 2-Pump, Single Hitch Mount Part # 24G685		●	●		
RPS Option 6 2-Pump, Single Hitch, Camera Part # 24G687		●	●		
RPS Option 7 2-Pump, Slide-in Mount Part # 24G689		●		●	
RPS Option 8 2-Pump, Slide-in Mount, Camera Part # 24G691		●		●	



- Fast and simple installation
- Small unit foot print (39.5 in x 49.5 in) to fit many different vehicles
- Comes complete and ready to assemble – less than 3 hours in most cases
- Plug and Play electronics
- New larger 450 lb Bead Tank
- New simple to use Striping Control Box with six custom preset controls and larger screen to view the job progress



With the Modular design of the RoadPak System you can be assured of fast installation of your new striping system. Plus, with the plug and play style connections, you'll see just how easy we've made it to install.



2-Pump RoadPak Gun Arm Part # 24G629 F	Adjustable Gun Arm Beam Part # 24G630 G	RoadLazer/RoadPak Control Part # 24G632 H	RoadView™ Camera System Part # 24G633 I	Simple Guide System 2 Tubes, Clamps, Red Stick Part # 24G634 J
	●	●		●
	●	●	●	●
	●	●		●
	●	●	●	●
●	●	●		●
●	●	●	●	●
●	●	●		●
●	●	●	●	●



PICKUP TRUCK



FLATBED TRUCK



UTILITY VEHICLE

- New simple to use Front Guide System
- Gallon counter now standard
- New heavy-duty air compressor with 2.2 gallon accumulation air tank
- New “snake skin” hose wraps
- CARB Tier III and EPA Phase 3 evaporative gas tank, gas lines, carbon canister and venting to engine
- Double acting paint and bead guns – proven performers for years
- New Gun Arm System – use it on left or right side of vehicle for ultimate flexibility



Ready-to-Stripe Breakdown

1-Pump Options

Our 1-Pump Options (option numbers 1, 2, 3 or 4; shown) allow you the flexibility to determine exactly which system is best for you. If you are just getting started, then maybe Option 1 is right for you. If you need to do more long line jobs, then you'll definitely want to consider Option 2, which has our RoadView Camera System included.

RPS Option 1

1-Pump, Single Hitch Mount

Part # 24G677



Includes:	Part #:
1-Pump RoadPak System	24G624
Single Hitch Mounting Frame	24G626
1-Pump RoadPak Gun Arm	24G628
Adjustable Gun Arm Beam	24G630
RoadLazer RoadPak Control	24G632
Simple Guide System (2 Tubes, Clamps, Red Stick)	24G634

RPS Option 2

1-Pump, Single Hitch, Camera

Part # 24G679



Includes:	Part #:
1-Pump RoadPak System	24G624
Single Hitch Mounting Frame	24G626
1-Pump RoadPak Gun Arm	24G628
Adjustable Gun Arm Beam	24G630
RoadLazer RoadPak Control	24G632
RoadView Camera System	24G633
Simple Guide System (2 Tubes, Clamps, Red Stick)	24G634

RPS Option 3

1-Pump, Slide-in Mount

Part # 24G681



Includes:	Part #:
1-Pump RoadPak System	24G624
Slide-in Mounting Frame	24G627
1-Pump RoadPak Gun Arm	24G628
Adjustable Gun Arm Beam	24G630
RoadLazer RoadPak Control	24G632
Simple Guide System (2 Tubes, Clamps, Red Stick)	24G634

RPS Option 4

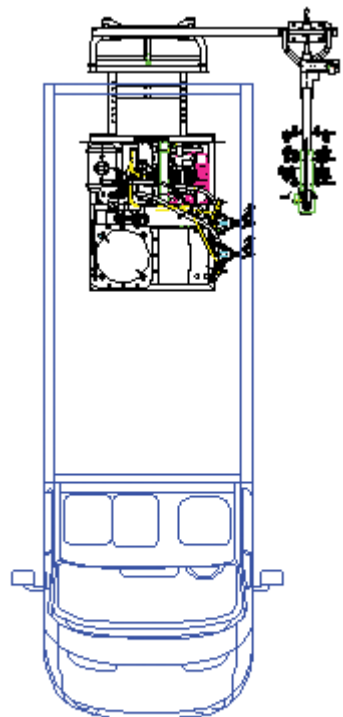
1-Pump, Slide-in Mount, Camera

Part # 24G683



Includes:	Part #:
1-Pump RoadPak System	24G624
Slide-in Mounting Frame	24G627
1-Pump RoadPak Gun Arm	24G628
Adjustable Gun Arm Beam	24G630
RoadLazer RoadPak Control	24G632
RoadView Camera System	24G633
Simple Guide System (2 Tubes, Clamps, Red Stick)	24G634

RoadPak Flatbed Truck Layout



Ready-to-Stripe Breakdown

2-Pump Options



RPS Option 5
2-Pump, Single Hitch Mount
 Part # 24G685



Includes:
 2-Pump RoadPak System 24G625
 Single Hitch Mounting Frame 24G626
 2-Pump RoadPak Gun Arm 24G629
 Adjustable Gun Arm Beam 24G630
 RoadLazer RoadPak Control 24G632
 Simple Guide System (2 Tubes, Clamps, Red Stick) 24G634

RPS Option 6
2-Pump, Single Hitch, Camera
 Part # 24G687



Includes:
 2-Pump RoadPak System 24G625
 Single Hitch Mounting Frame 24G626
 2-Pump RoadPak Gun Arm 24G629
 Adjustable Gun Arm Beam 24G630
 RoadLazer RoadPak Control 24G632
 RoadView Camera System 24G633
 Simple Guide System (2 Tubes, Clamps, Red Stick) 24G634

RPS Option 7
2-Pump, Slide-in Mount
 Part # 24G689



Includes:
 2-Pump RoadPak System 24G625
 Slide-in Mounting Frame 24G627
 2-Pump RoadPak Gun Arm 24G629
 Adjustable Gun Arm Beam 24G630
 RoadLazer RoadPak Control 24G632
 Simple Guide System (2 Tubes, Clamps, Red Stick) 24G634

RPS Option 8
2-Pump, Slide-in Mount, Camera
 Part # 24G691

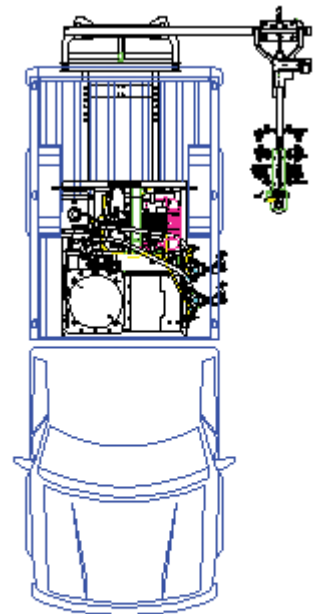


Includes:
 2-Pump RoadPak System 24G625
 Slide-in Mounting Frame 24G627
 2-Pump RoadPak Gun Arm 24G629
 Adjustable Gun Arm Beam 24G630
 RoadLazer RoadPak Control 24G632
 RoadView Camera System 24G633
 Simple Guide System (2 Tubes, Clamps, Red Stick) 24G634

Our 2-Pump Options (option numbers 5, 6, 7 or 8; shown) allow you the flexibility to determine if you're in the market for a 2-color capable unit for the bigger jobs. It easily changes between white and yellow, and will allow you to use up to 4 guns if the need arises for jobs which can be found in airport applications.

No matter which option you choose, you can be assured that it's built with you in mind.

RoadPak Pickup Truck Layout





Customized Mix'n Match RoadLazer RoadPak System



DESIGN YOUR OWN

In **5 EASY STEPS** you can design **YOUR** own custom road striping system – only from Graco.

It's fast, simple and easy to understand how to choose your modular striping system. Now you can get the ideal system – designed by **YOU!**



2-Pump System
Shown with Optional RoadPak Accessory Frame Kit

Only Graco offers you a simple and fast way to order your customized RoadPak System. You can now design your own striping system by following these 5 Easy-to-Design steps below. No one makes it easier!

YOU DECIDE!


① Choose YOUR RoadPak 1 or 2-Pump System

- | PART # | DESCRIPTION |
|---------------------------------|-----------------------|
| <input type="checkbox"/> 24G624 | 1-Pump RoadPak System |
| <input type="checkbox"/> 24G625 | 2-Pump RoadPak System |



② Choose YOUR Gun Arm Mounting System

- | PART # | DESCRIPTION |
|---------------------------------|-----------------------------|
| <input type="checkbox"/> 24G626 | Single Hitch Mounting Frame |
| <input type="checkbox"/> 24G627 | Slide-in Mounting Frame |



③ Choose YOUR Gun Arm

- | PART # | DESCRIPTION |
|---------------------------------|------------------------|
| <input type="checkbox"/> 24G628 | 1-Pump RoadPak Gun Arm |
| <input type="checkbox"/> 24G629 | 2-Pump RoadPak Gun Arm |

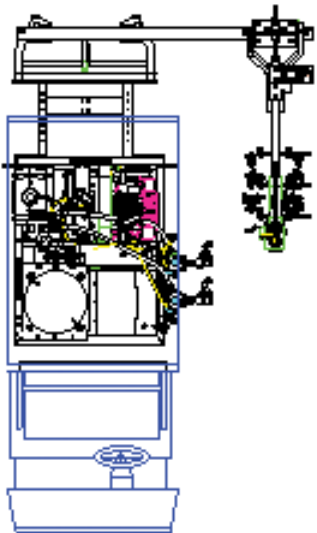


④ Choose YOUR RoadPak Major Assembly Add-ons

- | PART # | DESCRIPTION |
|---------------------------------|---------------------------|
| <input type="checkbox"/> 24G630 | Adjustable Gun Arm Beam |
| <input type="checkbox"/> 24G632 | RoadLazer RoadPak Control |
| <input type="checkbox"/> 24G633 | RoadView Camera System |
| <input type="checkbox"/> 24G634 | Simple Guide System |



RoadPak Utility Vehicle Layout



Simple, Road Striping System Designed by YOU!



⑤ Now choose **YOUR RoadPak System Accessories** for an exclusive **Ready-to-Stripe RoadPak System** that **YOU** designed.

- | PART # | DESCRIPTION |
|---------------------------------|-------------------------------|
| <input type="checkbox"/> 24G765 | RoadPak Bead Tank Kit |
| <input type="checkbox"/> 24G766 | RPS 2900 Complete Pump Kit |
| <input type="checkbox"/> 24G769 | 33 Gallon Rotomold Paint Tank |
| <input type="checkbox"/> 24J149 | Bottom Feed Fittings Kit |
| <input type="checkbox"/> 24G772 | RoadPak 3rd Gun Kit |
| <input type="checkbox"/> 24G773 | Gun Lift/Winch Kit |
| <input type="checkbox"/> 24G775 | RoadPak Double Drop Kit |
| <input type="checkbox"/> 24G778 | RoadPak Stencil Gun Kit |
| <input type="checkbox"/> 24H585 | RoadPak Accessory Frame Kit |
| <input type="checkbox"/> 238957 | Hand Bead Gun Kit |



ACCESSORIES

Choices, choices, and more choices...



Dual Paint Tanks



Dual Bead Tanks



Striping Control Box



16 mm or 6 mm
RoadView Camera



Solvent Siphon Hose



The "Must Have" in Road Striping – RoadView Camera System

RoadView Camera System

DESCRIPTION **PART #:**
RoadView Camera System **24G633**

SPECIFICATIONS:
LCD MONITOR MEASUREMENT
9 INCH DIAGONAL:
 9 in L x 5.7 in W x 1.25 in D
 (22.9 cm x 14.5 cm x 3.2 cm)

CAMERA (6 mm & 16 mm):
 2.5 in L x 2 in W x 2 in D
 (6.4 cm x 5 cm x 5 cm)

POWER SOURCE: **DC 12V**

OPERATING TEMPERATURE: **-45°F to 150°F**

RATIO: **16:9 Wide TFT Screen**

DESCRIPTION **PART #:**
Optional 6 mm Camera **24G771**

Graco did it again with the superior quality and unbelievable view you get with the RoadView Camera System. Small yet extremely robust design means you'll get years of uninterrupted use with this must have camera system. Optimized for road striping the RoadView System allows single users to do the jobs once reserved for the "big trucks" – all from the comfort inside the striping vehicle.

This camera mounts on the gun arm and will travel from one side of the truck to the other without any adjustments needed. That's saving both time and money! The view of the camera allows the users to see from behind the paint guns and bead guns which is very much like the view you get from a walk behind unit – it's super easy to "see" why it's a great tool for all of your road striping jobs.

A quick disconnect electrical system for the camera allows for safe storing when not using and also allows you to switch between the standard 16 mm or optional 6 mm camera. The 16 mm is the clear choice for striping contractors who need to do restripe jobs but more importantly do the longer line jobs. It provides a "farther-out" view allowing the operator to look down the road while putting down stripes – safely and effectively. The 6 mm camera option is a great choice for those striping contractors who prefer a "closer-in" view of the job at hand. Whether you choose the 16 mm or 6 mm camera you can't go wrong in adding this great striping tool to your RoadPak System.

No need to worry when you have to match up old stripes that weren't exactly spaced properly with the remote hand activated switch system. With a simple push of your thumb you control precisely the start and stop on those tough restripe jobs.



6 mm Camera View



16 mm Camera View



RoadPak Striping Control Box

With over 15 years of road striping experience, it's no surprise that the new Striping Control Box from Graco offers an operator simple to use controls that will make striping road jobs easier than ever.

With six new custom preset controls, there are many different ways in which these can be used for improving the total process of striping. The six controls provide invaluable information as follows:

- A** Distance Calibration – Calibrates system for extreme accuracy
- B** Pump Calibration – Used to adjust the unit of measurement in gallons or liters
- C** Set Gun Delays – Synchronizes paint and bead guns
- D** Setup – Allows user to dial in entire system for English or metric information
- E** Marker Mode Layout – Sets space sizes up to 8 consecutive measurements
- F** Diagnostics – Helps trouble shoot the system faster and easier

The new large LCD screen is easy to view in all different light conditions and, along with the slim line design of the control box, it's easier to use than ever.

The new striping progress bar shows operators where they are in a skip cycle – nothing gets easier than that! New marker mode now gives you an opportunity to pre-mark a roadway for the application of reflective markers, which will eliminate the need for a costly pre-mark vehicle and save you time and money.

With a touch of a toggle switch you're striping!



Key RoadPak Control Box Modes

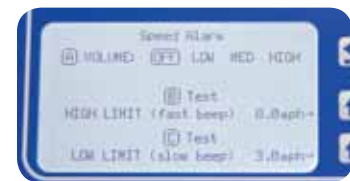
LCD SCREEN MODES:



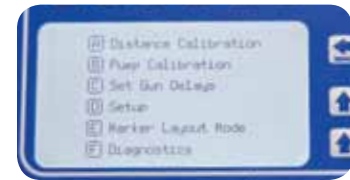
Start Up/Main Menu
Sets the paint/skip cycle.




Application Totals
Measures paint distance and gallons.



Audible Speed Indicator
Sets the speed range.




Six Modes/Menu
Six easy-to-use modes offer on-board information for all your striping needs.





Spray Tip and Bead Recommendations



RAC 5 SwitchTip
(286xxx)



LineLazer RAC 5 SwitchTip
(LL5xxx)

Choosing the right tip for the job is critical to the success of putting down a quality line, and at Graco we've done our homework and have the top-of-the-line tips for all of your road striping needs. Choosing the right tip saves you *time* and *money*.

Since every tip is 100% tested for flow rate to meet our extremely tough standards for the professional striping contractor, you can be assured of a high quality tip – every time.

For road striping we offer two high quality tips – RAC® 5 SwitchTip™ and the LineLazer RAC 5 SwitchTip. Both will deliver a precision line and have proven their worth over the last 20 plus years of being used by professional strippers worldwide.

Remember: Worn tips cost time and money by using more paint, producing uneven coverage and mil build plus it shows in the imperfect line quality. With Graco tips, you'll get longer life and excellent line quality – you can count on it!

APPLICATION RECOMMENDATIONS*	TRAVEL SPEED MPH/KPH Based on 15 mils (.381) wet paint									
	3 (5)	4 (6)	5 (8)	6 (10)	7 (11)	8 (12)	9 (14)	10 (16)	11 (18)	12 (19)
Paint Tip Size										
For a 4 inch (101 mm) wide line	433 LL5333	433 LL5333	439	439	443 LL5343	443 LL5343	445	449	453	457
For a 6 inch (152 mm) wide line	539 LL5439	539 LL5439	543 LL5443	549	559	561	565			
For a 12 inch (304 mm) wide line	643	649								
Operating Pressure psi (bar)	1500-2000 (103-183)									

*Coverage may vary depending on paint used.

Bead Delivery lb/min (kg/min)

Speed		Bead Coverage in Pounds per Gallon (kg/l) (based on 15 mils)					
MPH	KPH	4 (.48)	5 (.60)	6 (.72)	7 (.84)	8 (.96)	9 (1.08)
2	3.2	2.4 (1.09)	3.0 (1.36)	3.6 (1.63)	4.1 (1.86)	4.7 (2.13)	5.3 (2.40)
3	4.8	3.6 (1.63)	4.4 (2.00)	5.3 (2.40)	6.2 (2.81)	7.1 (3.22)	8.0 (3.62)
4	6.4	4.7 (2.13)	5.9 (2.68)	7.1 (3.22)	8.3 (3.76)	9.5 (4.31)	10.7 (4.85)
5	8.0	5.9 (2.68)	7.4 (3.36)	8.9 (4.04)	10.4 (4.72)	11.9 (5.40)	13.3 (6.03)
6	9.6	7.1 (3.22)	8.9 (4.04)	10.7 (4.85)	12.4 (5.62)	14.2 (6.44)	16.0 (7.26)
7	11.2	8.3 (3.76)	10.4 (4.72)	12.4 (5.62)	14.5 (6.58)	16.6 (7.53)	18.7 (8.48)
8	12.8	9.5 (4.31)	11.9 (5.40)	14.2 (6.44)	16.6 (7.53)	19.0 (8.62)	21.3 (9.66)
9	14.4	10.7 (4.85)	13.3 (6.03)	16.0 (7.26)	18.7 (8.48)	21.3 (9.66)	24.0 (10.9)
10	16.0	11.9 (5.40)	14.8 (6.71)	17.8 (8.07)	20.7 (9.39)	23.7 (10.8)	26.7 (12.1)
11	17.6	13.0 (5.90)	16.3 (7.39)	19.6 (8.89)	22.8 (10.3)	26.1 (11.8)	29.3 (13.3)
12	19.2	14.2 (6.44)	17.8 (8.07)	21.3 (9.66)	24.9 (11.3)	28.4 (12.9)	32.0 (14.5)

ACCESSORIES



- 24G765 ROADPAK BEAD TANK KIT**
Kit has a bead tank with regulator, mounting brackets and fasteners. It can be mounted onto the RoadPak Frame or the Accessory Frame Kit.
- 24G766 RPS 2900 COMPLETE PUMP KIT**
Kit has an RPS 2900 Pump with all the hydraulic lines and fasteners needed to mount to the RoadPak System. Primarily to convert a 1-Pump System to a 2-Pump System.
- 24G767 RPS 2900 BARE PUMP KIT**
Includes RPS 2900 Pump only without any plumbing, fittings or fasteners.
- 239934 PAINT TRANSFER KIT**
Kit used to transfer paint from one location to another. Air-driven, double-diaphragm Husky® pump powered by the RoadPak. Includes all hoses, fittings, 55 gallon drum and siphon kit.
- 239935 PAINT DRUM AGITATOR KIT**
Kit used to mix paint in a 55 gallon drum. All SST construction air-driven Twistork® motor powered by the RoadPak air system.
- 24G769 33 GALLON ROTOMOLD PAINT TANK KIT**
Kit includes a 33 gallon paint tank, mounting brackets and fasteners. It can be mounted onto the RoadPak Frame or the Accessory Frame kit.
- 24J149 BOTTOM FEED FITTINGS KIT**
Kit allows user to drill a hole in the bottom of the 33 gallon paint tank and connect fittings so the material can flow out the bottom of the tank rather than being sucked out the top.
- 24G771 6 MM CAMERA KIT**
Kit includes a 6 mm camera. Cable included to connect to monitor (closer in view).
- 24H555 16 MM CAMERA KIT**
Kit includes a 16 mm camera. Cable included to connect to monitor (farther out view).
- 24H612 ROADPAK MONITOR KIT**
Kit includes monitor, windshield mount and power plug. (See RoadView Camera System for complete system).
- 24G772 ROADPAK 3RD GUN KIT**
Kit comes with a dual acting paint gun, dual acting bead gun, the hardware and hoses to connect the guns to the system. It also comes with three adjustable bead deflectors.
- 24G773 GUN LIFT/WINCH KIT**
Kit comes with a winch, the mounting brackets, and the wiring to connect it to a RoadPak System. The winch can easily be moved from one side of the vehicle to the other.
- 24G774 ROADPAK Y-STRAINER KIT**
Kit is a Y-strainer that connects inline between the paint drum and the pump inlet.
- 24G775 ROADPAK DOUBLE DROP KIT**
Kit is for element double drop application. It comes with one bead gun, one bead hose and fittings to connect the parts.
- 24G776 WATERBORNE SIPHON KIT**
Suction hose for waterborne materials.
- 24G777 SOLVENT SIPHON KIT**
Suction hose for oil-based materials.



Bead Tank Kit

RPS 2900 Kit

Paint Tank Kit

RoadView Camera

SkipLine Control Box

Siphon Hose Kit



ACCESSORIES



Paint Gun Kit



Bead Gun Kit



Adjustable Bead Deflector Kit

- 241880 **DYNAMIC FRONT ARTICULATING POINTER**
Dynamic front articulating pointer that is included with the current tow-behind RoadLazer System.
- 24G979 **BEAD GUN KIT**
Kit for a single bead gun.
- 24G980 **PAINT GUN KIT**
Kit for a single paint gun.
- 287834 **RPS DISPLACEMENT PUMP KIT**
Kit is the lower section (paint portion) of the pump.
- 24H585 **ROADPAK ACCESSORY FRAME**
Accessory frame that includes the hardware to connect it to the RoadPak frame.
- 24J173 **ADJUSTABLE BEAD GUN DEFLECTOR**
This is an adjustable bead gun deflector. Allows the user to adjust the width of the bead flow.



WARRANTY

We stand behind every piece of equipment we manufacture with the industry's strongest warranty. Stripe with the confidence that you will probably never need to use Graco's warranty, but if you do... we will be there.

NOBODY ELSE BUILDS A ROADPAK SYSTEM LIKE GRACO

PROVEN QUALITY

Precision design, 100% factory-tested and field-proven.

Cutting-edge technology keeps Graco RoadPak Systems up and running and on the job for years.

MAXIMUM PERFORMANCE

Higher output with superior control ensures highest quality for every job.

Rely on any of these high performance units to deliver the results you expect from Graco.

INDUSTRY LEADING WARRANTY

Every Graco RoadPak System is backed by our superior warranty coverage and more than 80 years of proven commitment to the road striping professional contractor.

UNMATCHED PRODUCTIVITY

Superior design and innovative technology means you'll be getting the highest productivity in a RoadPak System – *only from Graco.*

We stand by our products and don't settle for less than the best. You'll see for yourself once you've experienced a RoadPak System.



SPECIFICATIONS

RoadLazer RoadPak System

- Type: Skid
- Max GPM: 5
- Max Operating
psi (bar): 2900/200
- Max Spray Tips: 4
- Max Tip Size (1-Gun):065
- Max Air CFM
at 100 psi: 13
- Optional Double
Bead Drop: Yes
- Bead Capacity per Tank
lb (kg): 450/204
- Optional Bead Tanks: ... Up to 4
- Optional 33 Gallon
Paint Tank: Up to 4
- Double-acting Guns: .. Standard
- Carriage Lift (Winch): Yes
- Pump Size
(Rod Diameter in): 1.44
- Stoke Length in (cm): ... 4.7/12
- Cycle per Gallon: 15
- Guns per Pump: 2
- Horsepower: 18
- Air Reservoir: Standard
- Air QD: Standard
- Air psi Gauge: Standard
- Recirculation
Back to Supply: Standard
- Stroke Counters
gallons/liters: Standard
- Hydraulic Reservoir
gallons (liters): 4/15
- Bead psi (bar): 60/4.1



2-Pump RoadPak System shown with optional accessories.



WEIGHT

1-Pump RoadPak
#24G624 850 lb/386 kg

2-Pump RoadPak
#24G625 950 lb/431 kg

2-Pump Gun Arm
#24G629 134 lb/61 kg

Slide-in Mounting Frame
#24G627 170 lb/77 kg

Single Hitch Mounting Frame
#24G626 120 lb/54 kg

SOUND LEVELS

Sound Power 111.7 dB(A)

Sound Pressure 91.7 dB(A)

WETTED PARTS

Waterborne Compatible 100%

All specifications are subject to change without notice.



ABOUT GRACO

PROVEN QUALITY. LEADING TECHNOLOGY.

Founded in 1926, Graco is a world leader in fluid handling systems and components. Graco products move, measure, control, dispense and apply a wide range of fluids and viscous materials used in vehicle lubrication, commercial and industrial settings.

The company's success is based on its unwavering commitment to technical excellence, world-class manufacturing and unparalleled customer service. Working closely with qualified distributors, Graco offers systems, products and technology that set the quality standard in a wide range of fluid handling solutions. Graco provides equipment for spray finishing, protective coating, paint circulation, lubrication, and dispensing sealants and adhesives, along with power application equipment for the contractor industry. Graco's ongoing investment in fluid management and control will continue to provide innovative solutions to a diverse global market.

GRACO LOCATIONS

MAILING ADDRESS

P.O. Box 1441
Minneapolis, MN 55440-1441
Tel: 612-623-6000
Fax: 612-623-6777

AMERICAS

MINNESOTA

Worldwide Headquarters
Graco Inc.
88-11th Avenue N.E.
Minneapolis, MN 55413

EUROPE

BELGIUM

European Headquarters
Graco N.V.
Industrieterrein-Oude Bunders
Slakweidestraat 31
3630 Maasmechelen,
Belgium
Tel: 32 89 770 700
Fax: 32 89 770 777

ASIA PACIFIC

AUSTRALIA

Graco Australia Pty Ltd.
Suite 17, 2 Enterprise Drive
Bundoora, Victoria 3083
Australia
Tel: 61 3 9468 8500
Fax: 61 3 9468 8599

CHINA

Graco Hong Kong Ltd.
Shanghai Representative Office
Room 118 1st Floor
No.2 Xin Yuan Building
No.509 Cao Bao Road
Shanghai, 200233
The People's Republic of China
Tel: 86 21 649 50088
Fax: 86 21 649 50077

INDIA

Graco Hong Kong Ltd.
India Liaison Office
Room 443, Augusta Point
Regus Business Centre 53
Golf Course Road
Gurgaon, Haryana
India 122001
Tel: 91 124 435 4208
Fax: 91 124 435 4001

JAPAN

Graco K.K.
1-27-12 Hayabuchi
Tsuzuki-ku
Yokohama City, Japan 2240025
Tel: 81 45 593 7300
Fax: 81 45 593 7301

KOREA

Graco Korea Inc.
Shinhan Bank Building
4th Floor #1599
Gwanyang-Dong, Dongan-Ku,
Anyang-si, Korea 431-060
Tel: 82 31 476 9400
Fax: 82 31 476 9801

SALES/ DISTRIBUTION/ SERVICE

Call today for product information or to request a demonstration.

800-690-2894 or visit us at www.graco.com.

Graco Inc. is registered to I.S. EN ISO 9001

North America
Customer Service
800-690-2894
Fax 800-334-6955